



# AtlasOA

Navigate Outcomes. Chart Success.

The complete, self-hosted outcomes assessment platform for higher education. Affordable annual licensing. No per-user fees. Your data stays on your campus.

**\$2K/yr**

Starting At

**5 Tiers**

Flexible Plans

**8 Addons**

Mix & Match

**Free**

30-Day Demo

[atlasoa.com](https://atlasoa.com)

# The Challenge

Higher education institutions face a growing crisis with outcomes assessment. Accreditation bodies demand comprehensive data, but the tools available are either too expensive, too complex, or both.

## \$10K - \$50K+

Annual SaaS subscription costs drain institutional budgets year after year with no end in sight. Small and mid-size institutions simply cannot afford enterprise assessment tools.

## Zero Control

Student data lives on someone else's servers with no local ownership. Institutions have no say over where sensitive assessment data is stored or who can access it.

## Locked In

Limited customization forces institutions into the vendor's rigid workflow. When accreditation requirements change, you wait for the vendor to update.

## Data at Risk

When the contract ends, your assessment data may be inaccessible. Years of carefully collected outcomes data could vanish overnight.

## Too Complex

Faculty find existing tools too complex and stop using them. Low adoption rates undermine the entire assessment process and accreditation readiness.

# The AtlasOA Solution

AtlasOA is a self-hosted outcomes assessment platform that gives your institution complete control over assessment data, budget, and accreditation readiness. Replace expensive SaaS subscriptions with a platform you own, run on your campus infrastructure, and customize to fit your exact workflow.

## One Platform

Everything you need for outcomes assessment in a single, unified interface. Dashboard, curriculum mapping, reporting, student tracking, and accreditation planning all in one place.

## Predictable Annual Pricing

Starting at \$2,000/year. No per-user fees. No hidden costs. Five flexible tiers plus a la carte addons your CFO will love.

## Your Data, Your Campus

Self-hosted on your own infrastructure. Machine-locked license keys. Works offline. No external cloud dependencies whatsoever.

# Platform Features

Powerful tools designed for assessment coordinators, faculty, and administrators.



## Real-Time Dashboard

Instant view of outcomes, courses, assessments, and students. Color-coded alerts flag issues before they become accreditation findings.



## Curriculum Mapping

Visual grid mapping every program outcome against every course. Green means assessed, yellow means mapped, red means a gap.



## Score Drill-Down

Click any achievement percentage to see every student's score. Filter by level. Identify exactly who needs intervention.



## Trend Dashboard

Line charts showing PLO achievement over multiple semesters. Visualize long-term improvement at a glance.



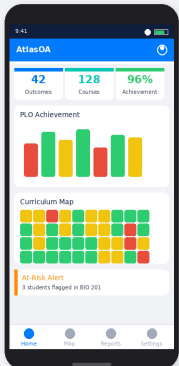
## At-Risk Alerts

Automatically flags students with multiple low scores across courses. Early warning system enables timely intervention.



## Annual Planning

Build accreditation-ready assessment plans per program per year. One-click DOCX export for reviewers.



## Mobile Responsive

Full functionality on tablets and phones. Faculty and administrators can check dashboards, review student scores, and monitor at-risk alerts from anywhere on campus or on the go.

**Works on any device** - no app download required. Just open a browser and log in.

Additional capabilities: **Advisory Board Management** | **Instructor Performance View** | **Data Comparison (Side-by-Side)** | **REST API v1** | **Feature Directory & Gating** | **Gaps Analysis with Fix Links** | **Custom Branding & Dark Mode** | **Co-Curricular Activities Tracking**

# Platform Tour

See AtlasOA in action. Real screenshots from a live campus deployment.

## Real-Time Dashboard

At-a-glance view of outcomes, courses, assessments, mapping coverage, and at-risk alerts.

Home / Dashboard

### Dashboard

- 455** Total Outcomes
- 94** Courses Tracked
- 450** Assessments Linked
- 1764** Students Assessed

#### Mapping Coverage

- 100%** Outcomes Mapped
- 97%** With Assessment Data
- 64162 total rubric scores collected

#### Alerts

- 1 course outcome(s) have no alignment to a program outcome.
- 3 course(s) have no assessment data yet.
- M11 (FA 2025) - CLO-4: is below target at 41.7% (120 assessed).
- M21 (FA 2025) - CLO-2: is below target at 55.0% (20 assessed).
- M21 (FA 2025) - CLO-3: is below target at 60.0% (35 assessed).
- M21 (FA 2025) - CLO-4: is below target at 60.0% (20 assessed).
- CM21 (FA 2025) - CLO-5: is below target at 65.0% (40 assessed).
- 20 (FA 2025) - CLO-2: is below target at 66.7% (12 assessed).

## Outcomes Library

Create, organize, and manage program-level outcomes with descriptions, mappings, and achievement tracking in one centralized library.

Home / Outcomes Library

### Outcomes Library

Program Level Outcomes Course Level Outcomes Alignment Map

Search outcomes...

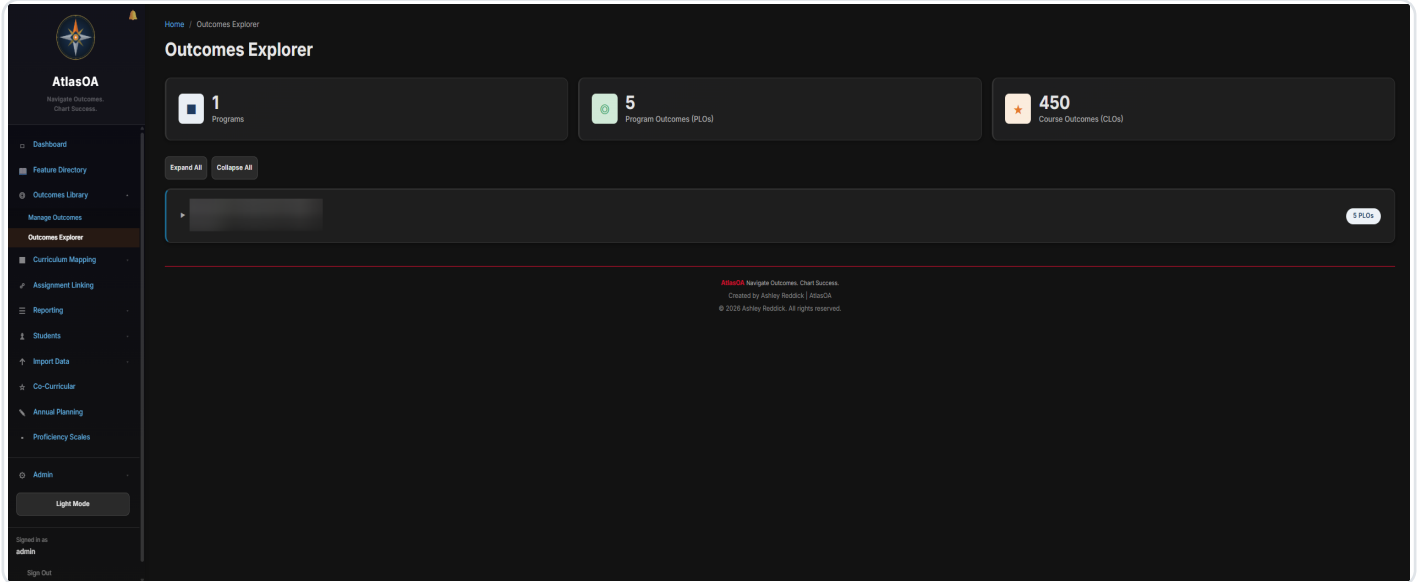
Program Level Outcomes (PLOs)

CODE	DESCRIPTION	PROGRAM	ALIGNED CLOS	ACTIONS
PLO-1			90 CLOS	Delete
PLO-2			81 CLOS	Delete
PLO-3			90 CLOS	Delete
PLO-4			85 CLOS	Delete
PLO-5			88 CLOS	Delete

AtlasOA Navigate Outcomes. Chart Success.  
Created by Ashley Reddick | AtlasOA.  
© 2025 Ashley Reddick. All rights reserved.

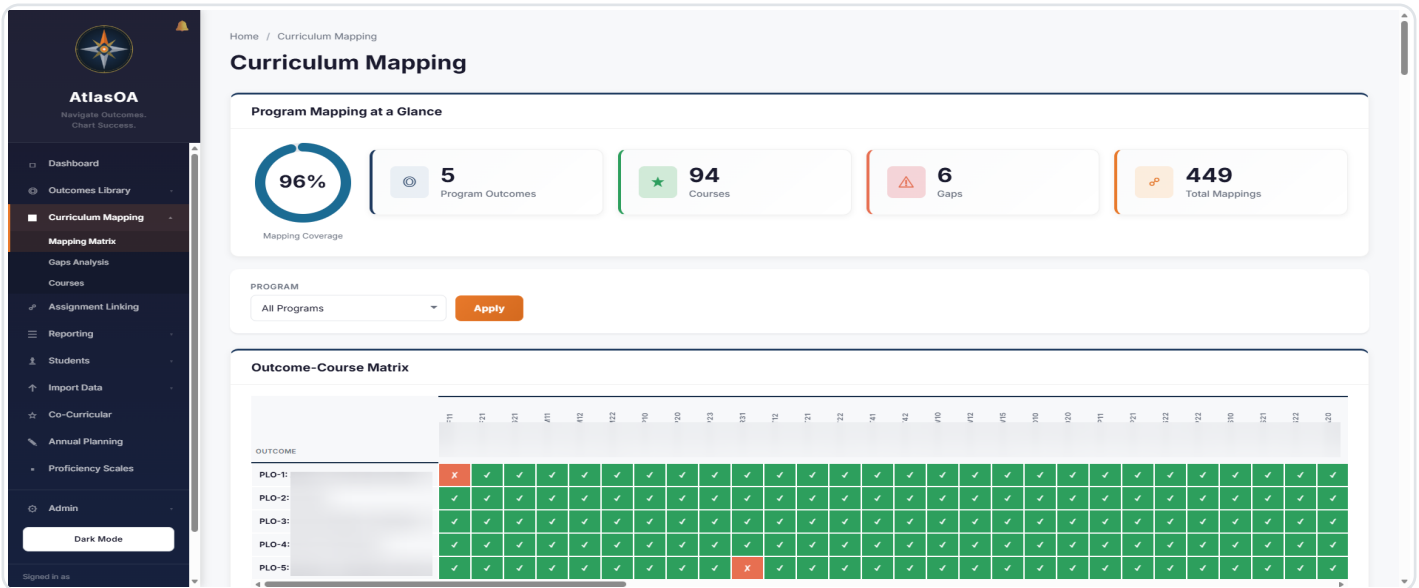
## Outcomes Explorer

Browse outcomes across programs with real-time achievement percentages and drill-down to student-level performance data.



## Curriculum Mapping

Visual outcome-course matrix showing mapping coverage across all courses with instant gap identification.



## Gaps Analysis

Instantly identify unmapped outcomes and courses with direct fix links to close curriculum gaps before accreditation review.

**Curriculum Gaps Analysis**

5 Gaps Found | 455 Possible Mappings | 0 Aligned but No Assessment | 450 Fully Assessed

PROGRAM: All Programs | GAP TYPE: All Gaps | Apply

PROGRAM OUTCOME	COURSE	STATUS	SUGGESTED ACTION	FIX
PO-1	BM2	No CLO Alignment	Create a CLO for that maps to PO-1	Align
PO-3	BM2	No CLO Alignment	Create a CLO for that maps to PO-3	Align
PO-4	BM2	No CLO Alignment	Create a CLO for that maps to PO-4	Align
PO-5	BM1	No CLO Alignment	Create a CLO for that maps to PO-5	Align
PO-5	BM2	No CLO Alignment	Create a CLO for that maps to PO-5	Align

## Assignment Linking

Map individual assignments to program outcomes with proficiency-level tagging for granular assessment tracking.

**Assignment Linking**

Link rubric criteria to course outcomes. Select a course, then an outcome, then link assignments.

Select a Course: Search courses...

Select an Outcome: CLO-1, CLO-2, CLO-3, CLO-4, CLO-5

ASSESSMENT	CRITERION	PTS	ACTION
		10.0	Unlink
		10.0	Unlink
		10.0	Unlink
		10.0	Unlink
		10.0	Unlink
		10.0	Unlink
		10.0	Link

Linking Summary for WEG AF11

ASSESSMENT	CRITERION	MAX POINTS	LINKED OUTCOME(S)	STATUS
		10.0	CLO-1	✓ Linked
		10.0	CLO-1	✓ Linked

## Score Drill-Down

Click any outcome to see every student's score, grade distribution, and achievement breakdown by proficiency level.

## Outcome Assessment Summary

Filterable achievement reports with multiple chart types, sortable columns, and export to PDF or Excel.

## Data Comparison

Side-by-side analysis of achievement data across terms, programs, or outcomes to track improvement over time.

**Data Comparison**  
Compare achievement data between two terms or two courses side by side.

Compare By: Term | Left Side: SP 2024 | Right Side: FA 2025 | Program: All Programs | Compare

CLO CODE	DESCRIPTION	COURSE	SP 2024 %	FA 2025 %	DIFFERENCE
CLO-1			81.0% (n=42)	98.4% (n=43)	+17.4% ▲
CLO-2			100.0% (n=24)	100.0% (n=30)	0.0% ■
CLO-3			97.6% (n=42)	100.0% (n=43)	+2.4% ▲
CLO-4			95.8% (n=26)	97.2% (n=35)	+1.4% ▲
CLO-5			81.2% (n=48)	94.4% (n=72)	+13.2% ▲
CLO-1			95.2% (n=42)	98.4% (n=43)	+3.2% ▲
CLO-2			91.7% (n=38)	100.0% (n=38)	+8.3% ▲
CLO-3			95.2% (n=45)	100.0% (n=45)	+4.8% ▲
CLO-4			88.9% (n=38)	97.2% (n=38)	+8.3% ▲
CLO-5			80.6% (n=72)	94.4% (n=72)	+13.8% ▲
CLO-1			88.4% (n=42)	88.4% (n=43)	+0.0% ■
CLO-2			95.0% (n=40)	100.0% (n=38)	+5.0% ▲
CLO-3			87.9% (n=42)	100.0% (n=43)	+12.1% ▲
CLO-4			81.2% (n=42)	97.2% (n=38)	+16.0% ▲
CLO-5			75.0% (n=180)	94.4% (n=72)	+19.4% ▲

## Trend Dashboard

Line charts showing program outcome achievement across multiple semesters to visualize long-term progress.

**Trend Dashboard**  
Track program outcome achievement across semesters. Select a program to view trends.

Program: -- Select Program --

Select a program above to view achievement trends.

AtlasOA Navigate Outcomes. Chart Success.  
Created by Ashley Reddick | AtlasOA  
© 2026 Ashley Reddick. All rights reserved.

## Instructor Performance

Achievement rates per instructor with color-coded indicators and course-level breakdowns.

**Instructor Performance**  
Average achievement rates per instructor. Color-coded: green if above 70%, red if below.

Division: All Divisions Term: All Terms Filter

1 Instructors 1 Above 70% 0 Below 70%

INSTRUCTOR	COURSES	STUDENTS	TOTAL SCORES	MET STANDARD	ACHIEVEMENT %	COURSE CODES
Verify	1	26	780	630	80.8%	

AtlasOA Navigate Outcomes. Chart Success.  
Created by Ashley Reddick | AtlasOA  
© 2026 Ashley Reddick. All rights reserved.

## Student Management

Search and browse students with scores, course details, and activity tracking across all enrolled programs.

Home / Students and Assessment

**Students and Assessment**

1764 Total Students 1764 With Scores 0 In Co-Curricular

SEARCH STUDENTS  
Search by name or student ID... Search

All Students (1764) Page 1 of 18 (100 per page)

STUDENT ID	LAST NAME	FIRST NAME	COURSES	SCORES	ACTIVITIES	
Filter...	Filter...	Filter...		30	0	Details + Activity
				30	0	Details + Activity
				30	0	Details + Activity
				30	0	Details + Activity
				30	0	Details + Activity
				30	0	Details + Activity

## At-Risk Students

Automatically flags students with multiple low scores across courses. Early warning system enables timely intervention and advising.

**Students At Risk** Print Report

At-Risk Students Total Not-Met Scores

FILTER BY COURSE: All Courses Apply

At-Risk Student List (735 students) Click any row to see exactly which outcomes were not met.

STUDENT ID	LAST NAME	FIRST NAME	COURSES	NOT MET	TOTAL SCORES	RISK LEVEL
				26	99	High
				31	60	High
				30	30	High
				28	30	High
				28	30	High
				28	60	High
				27	30	High
				27	60	High

## Co-Curricular Activities

Track and assess learning outcomes beyond the classroom including clubs, internships, service learning, and campus events.

Co-Curricular Activities Print Report

Add Co-Curricular Activity

Activity Name: e.g., CyberPatriot Competition

Department: Select department...

Category: Select category...

Linked Program Outcomes: PLD-1, PLD-2, PLD-3, PLD-4, PLD-5

Hold Ctrl/Cmd to select multiple.

Cancel Save Activity

## Sentiment Analysis

Built-in keyword and phrase analysis of student feedback with positive, negative, and neutral scoring — no external AI required.

The screenshot displays the 'Student Surveys' interface. At the top, there are three summary cards: 'Total Analyzed' (0), '0% Positive', and '0% Neutral'. The main area features a 'Sentiment Distribution' donut chart with a legend indicating 0% for Positive, Neutral, and Negative. Below the chart is a filter dropdown set to 'All' and an 'Apply Filters' button. A large 'Upload Student Surveys' button is prominently displayed. The bottom section, 'Analysis Results (0 entries)', contains a message about missing data and a link to upload survey comments.

## Courses Management

Browse all courses with enrollment counts, section details, and quick access to outcomes mapping and assessment data.

The screenshot shows the 'Courses' management page. It features a search bar at the top with a 'SORT BY' dropdown set to 'Course Code'. Below is an 'Assign Instructor to Courses' section with an 'Instructor Name' input field and 'Assign to Selected', 'Select All', and 'Deselect All' buttons. The main part of the page is a table titled 'All Courses (94)'. The table columns are CODE, NAME, INSTRUCTOR, CLOS, SECTIONS, STUDENTS, SCORES, DIVISION, and PROGRAMS. The table contains several rows of data, each with a 'Details' button on the right.

CODE	NAME	INSTRUCTOR	CLOS	SECTIONS	STUDENTS	SCORES	DIVISION	PROGRAMS	Details
			5	2	26	780			Details
			5	2	15	450			Details
			5	2	11	330			Details
			5	2	11	330			Details
			5	1	5	150			Details
			5	1	11	330			Details

## Annual Planning

Build accreditation-ready assessment plans per program per year with coordinator assignments and resource tracking.


## Grading Scale Configuration

Fully adjustable grading scale that applies instantly to all reports and student views site-wide.

ORDER	GRADE LETTER	MIN %	MAX %	ACTIONS
1	A	92.5	100.0	[X]
2	B+	89.5	92.49	[X]
3	B	83.5	89.49	[X]
4	C+	80.5	83.49	[X]
5	C	74.5	80.49	[X]
6	D	69.5	74.49	[X]
7	F	0.0	69.49	[X]


## Proficiency Scales

Define custom proficiency levels with score thresholds that drive achievement calculations across the entire platform.



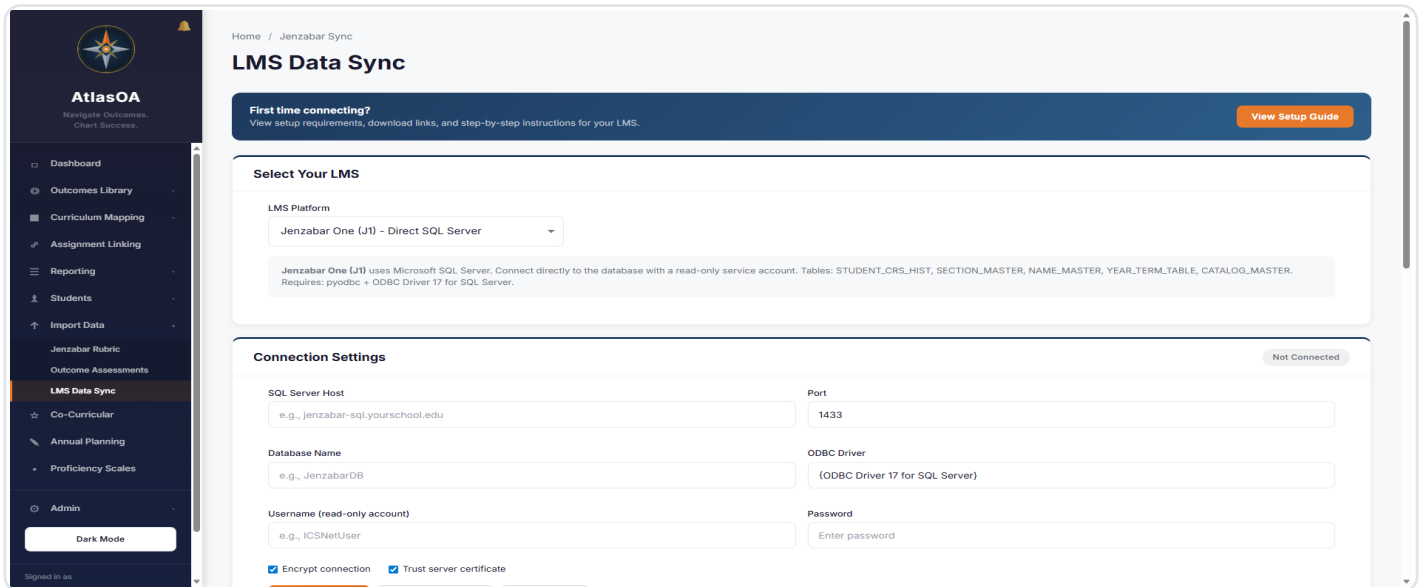
## Secure Login

Clean, branded login page with your institution's identity. Role-based access control with admin, editor, and viewer roles.



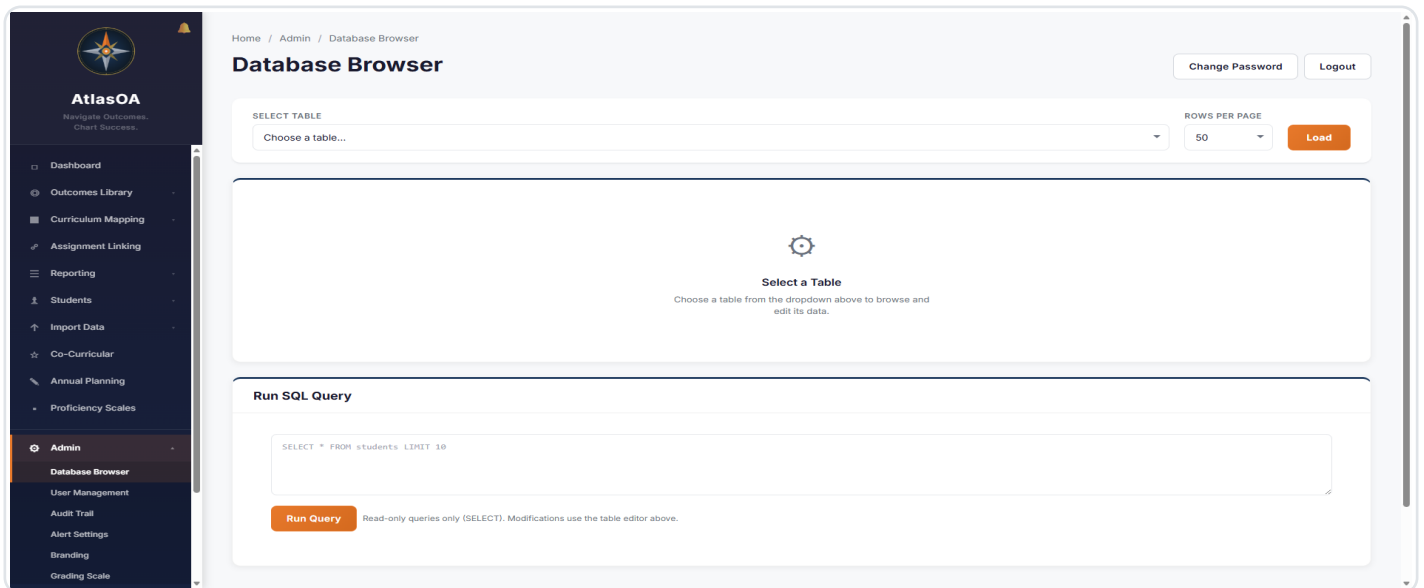
## LMS Data Sync

Connect to Jenzabar, Canvas, Blackboard, or Moodle with step-by-step setup guides and scheduled auto-sync.




## Admin Database Browser

Browse tables and run read-only SQL queries directly from the admin panel for custom reporting and data verification.



# LMS Integrations

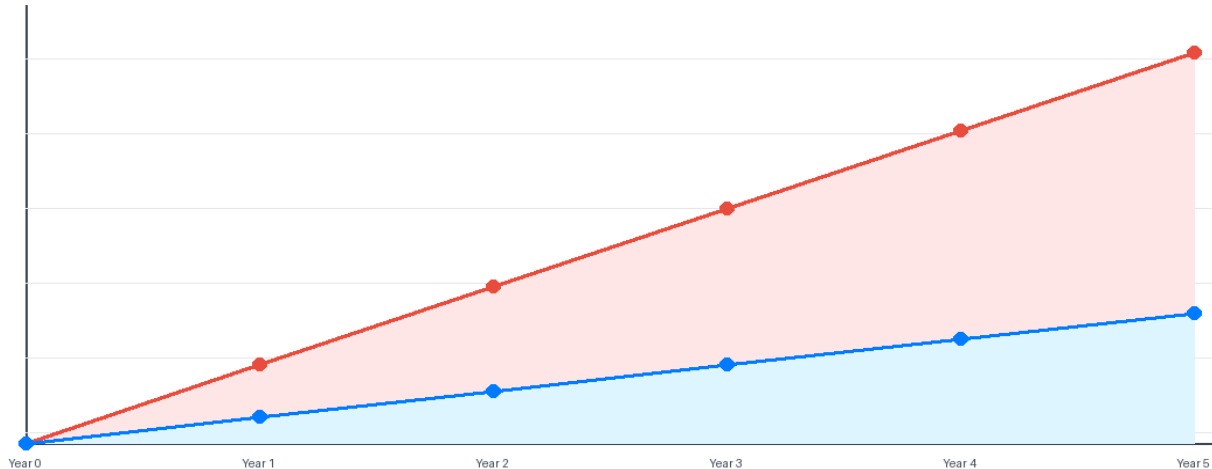
Connect directly to the learning management systems you already use.



LMS Platform	Connection	Data Synced
<b>Jenzabar J1 / EX</b>	Direct SQL Server	Courses, sections, instructors, students, enrollments
<b>Jenzabar CX</b>	Cloud REST API (OAuth2)	Courses, sections, instructors, students, enrollments
<b>Canvas LMS</b>	REST API (Bearer)	Courses, enrollments, students, grades, outcomes
<b>Blackboard Learn</b>	REST API (OAuth2)	Courses, enrollments, students, instructors, gradebook
<b>Moodle</b>	Web Services (token)	Courses, users, roles, groups, grade items

# The Cost Advantage

See how AtlasOA delivers massive savings over traditional SaaS assessment platforms.



Blue: AtlasOA Red: Typical SaaS Platform

	AtlasOA	Typical SaaS
Standard	\$2,000 - \$5,000/yr	\$15,000 - \$50,000/year
Premium	\$8,000 - \$12,000/yr	\$15K - \$50K/year recurring
4-Year Total	\$8K - \$48K	\$60,000 - \$200,000
Per-User Fees	None	Yes
Data Ownership	Yours Forever	Gone when contract ends
Source Code	Ultimate Tier (\$2-5K/yr addon)	No
Customization	Full	Limited
Offline Capable	Yes	No

**Save up to \$150,000 over 4 years**  
compared to traditional SaaS assessment platforms

# Your Investment

Demo	Standard	Professional	Premium	Ultimate
<b>Free</b>	<b>\$2-5K</b>	<b>\$5-8K</b>	<b>\$8-12K</b>	<b>\$12-15K</b>
30 days All features Not locked	/year Core platform Machine-locked	/year Core + 3 addons Machine-locked	/year All 8 modules Machine-locked	/year Everything + Source code

Feature	Std	Pro	Prem	Ult
Core Platform + LMS	✓	✓	✓	✓
Advisory Boards	✗	✓	✓	✓
Cert Alignment	✗	✓	✓	✓
Course Evaluations	✗	✓	✓	✓
Lab Tracking	✗	✗	✓	✓
Badges / Micro-Credentials	✗	✗	✓	✓
Graduate Tracking	✗	✗	✓	✓
Evidence Portfolio	✗	✗	✓	✓
IE Dashboard	✗	✗	✓	✓
Source Code Access	✗	✗	✗	✓

**A La Carte Addons** - Add individual modules to any tier for \$500-1,500/yr each. Source code access available at \$2,000-5,000/yr. Mix and match to fit your needs.

**What You Receive:** Installer EXE • Machine-locked license key • Documentation • Annual service & updates • 6 LMS adapters

**Affordable annual licensing. No per-user fees. No hidden costs. Your data stays on your campus.**

## Quick Deployment Options

Option	Best For	Included
<b>Standalone Installer</b>	Double-click to run. Quick demo, evaluation, or single-user use.	<b>Yes</b>
<b>Windows Service Mode</b>	Always-on, auto-start on boot, auto-restart on crash. Campus-wide multi-user access.	<b>Yes</b>

Runs on Windows 10/11 & Server 2016+ | Python 3.8+ | SQLite (zero config) | Chrome, Edge, Firefox, Safari | 45 MB install | Tested with 10,000+ students

# Enterprise-Grade Security

AtlasOA is built with security at every layer. No shortcuts. No compromises.

## Authentication & Access Control

**License + Login on Every Request** - Before-request handler validates license, then checks session authentication on every single page load.

**Role-Based Access Control** - Three roles (Admin, Editor, Viewer) with 6 granular permissions: read, modify, delete, import, export, and admin.

**Destructive Route Protection** - Clear-all and undo-last-import routes require admin role plus explicit delete permission.

## Password Security

**PBKDF2 Salted Hashing** - Industry-standard password hashing via Werkzeug. Replaces legacy SHA-256 with automatic migration on next login.

**Minimum 8-Character Enforcement** - Password complexity enforced on account creation and all password changes.

## Login Protection

**Rate Limiting** - 5 failed attempts per IP per 15-minute window. Blocks brute-force attacks automatically.

**Failed Login Audit Logging** - Every failed attempt logged with username and IP address. Rate-limit blocks logged separately.

**Admin Unlock** - Administrators can clear lockouts from the User Management page with a full Login Activity dashboard.

## CSRF & Session Security

**Token-Based CSRF Protection** - Every POST form includes a CSRF token, auto-injected via JavaScript MutationObserver with constant-time comparison.

**Secure Session Cookies** - HttpOnly, SameSite=Lax, and Secure flag (when HTTPS enabled). Secret key auto-generated from `os.urandom(24)`.

## HTTP Security Headers (Every Response)

**Content-Security-Policy** restricts script/style/font/image sources | **X-Frame-Options: SAMEORIGIN** prevents clickjacking |

**X-Content-Type-Options: nosniff** | **X-XSS-Protection** | **Referrer-Policy: strict-origin-when-cross-origin** | **Permissions-Policy** disables camera, microphone, geolocation | **HSTS** 1-year max-age when HTTPS enabled

## Injection & Traversal Prevention

**Parameterized Queries** - All database operations use parameterized queries. Table names validated against whitelist, columns checked against PRAGMA table\_info.

**Path Traversal Protection** - `secure_filename` on all uploads. Backup restore validated with `regex + os.path.realpath`. Attachments verified within upload directory.

## File Upload & Data Protection

**Upload Restrictions** - 16MB max upload size. File type validation on imports and attachments. 100MB zip bomb protection with entry path validation.

**Sensitive Data Masking** - Password hashes and API tokens masked in admin DB browser. Sensitive columns blocked from inline editing. API tokens shown once via session.

## Audit Trail & Recovery

**Complete Audit Trail** - Every data change logged with timestamp, username, and before/after values. Full UI with search, filter, pagination, and export. Tamper-resistant with hash chain integrity - no deletions from UI.

**Auto-Backup & Scheduled Backups** - Automatic snapshot before every import, clear, and revert. Scheduled backups (hourly to weekly). Offsite backup to network path (UNC), SFTP, or S3-compatible storage. Defaults to 50, configurable up to 500.

## Licensing Security

**Machine-Locked Keys** - Ed25519-signed license keys cryptographically bound to hardware fingerprint. Feature list embedded in signed payload - cannot be edited.

**Clock Tamper Detection** - Tracks highest observed date and locks out if system clock is rolled back to extend an expired license.

**Feature Gating** - License key controls which modules are unlocked. Locked features show upgrade prompts. Feature directory displays full unlock status.

**API Token Security** - REST API v1 with Bearer token auth and constant-time comparison (hmac.compare\_digest). Referrer validation on all redirects.

### Email Alerts (SMTP)

**SMTP Configuration** - Built-in Gmail, Outlook, and Yahoo presets. Post-import alerts when CLOs drop below threshold. Daily digest option. Test email button to verify config.

**47 security controls built in. Zero external dependencies. Your data never leaves your campus.**

### Limited-Time Offer - Jenzabar Partner Program

We are actively seeking a Jenzabar campus partner to collaborate on finalizing our Jenzabar EX and CX API adapters. In exchange for access to your Jenzabar environment during development, your institution will receive **six months of dedicated service at no cost** - including platform installation, LMS integration, data sync configuration, custom development, and priority support. Help us build the best Jenzabar integration on the market, and get a fully configured AtlasOA deployment tailored to your campus at no additional charge.

**Ashley Reddick**

**[atlasoa@outlook.com](mailto:atlasoa@outlook.com)**

**AtlasOA | [Navigate Outcomes. Chart Success.](#)**

**[atlasoa.com](https://atlasoa.com)**